

Introductory sub-table (I)(a)

Name of the Company: MANJEERA CONSTRUCTIONS LTD

Scrip Code, Name of the scrip, class of security: 533078, MANJEERA

Quarter ended: 30.06.2013

Partly paid-up shares:-	No. of partly paid-up shares	As a % of total no. of partly paid-up shares	As a % of total no. of shares of the company
Held by promoter/promoter group	0	0	0
Held by public	0	0	0
Total	0	0	0

Outstanding convertible securities:-	No. of outstanding securities	As a % of total no. of outstanding convertible securities	As a % of total no. of shares of the company, assuming full conversion of the convertible securities
Held by promoter/promoter group	0	0	0
Held by public	0	0	0
Total	0	0	0

Warrants:-	No. of warrants	As a % of total no. of warrants	As a % of total no. of shares of the company, assuming full conversion of warrants
Held by promoter/promoter group	0	0	0
Held by public	0	0	0
Total	0	0	0

Total paid-up capital of the company, assuming full conversion of warrants and convertible securities	12508418	100
--	-----------------	------------



For Manjeera Constructions Ltd

P. Jayath
Company Secretary

Statement Showing Shareholding Pattern

Category code	Category of Shareholder	Number of Shareholders	Table (I)(a)		Total shareholding as a percentage of total number of shares		Shares Pledged or otherwise encumbered	
			Total number of shares	Number of shares held in dematerialized form	As a percentage of (A+B) ¹	As a percentage of (A+B+C)	Number of shares	As a percentage
			(IV)	(V)	(VI)	(VII)	(VIII)	(IX) = (VIII)/(IV)*100
(A)	Shareholding of Promoter and							
1	Indian							
(a)	Individuals/ Hindu Undivided Family							
		4	8236089	8236089	65.84	65.84	1200000	14.57
(b)	Central Government/ State Government(s)	0	0	0	0.00	0.00	0	0.00
(c)	Bodies Corporate	3	1076256	1076256	8.60	8.60	0	0.00
(d)	Financial Institutions/ Banks	0	0	0	0.00	0.00	0	0.00
(e)	Any Others(Specify)	0	0	0	0.00	0.00	0	0.00
(e-i)					0.00	0.00		0.00
(e-ii)					0.00	0.00		0.00
	Sub Total(A)(1)	7	9312345	9312345	74.45	74.45	1200000	12.89
2	Foreign							
a	Individuals (Non-Residents Individuals/ Foreign Individuals)	0	0	0	0.00	0.00	0	0.00
b	Bodies Corporate	0	0	0	0.00	0.00	0	0.00
c	Institutions	0	0	0	0.00	0.00	0	0.00
d	Qualified Foreign Investor	0	0	0	0.00	0.00	0	0.00
e	Any Others(Specify)	0	0	0	0.00	0.00	0	0.00
e-i					0.00	0.00		0.00
e-ii								
	Sub Total(A)(2)	0	0	0	0.00	0.00	0	0.00



For Manjaram Construction
 P. Jayanthi
 Company Secretary


	Total Shareholding of Promoter and	7	9312345	9312345	74.45	74.45	1200000	12.89
(B) Public shareholding								
1 Institutions								
(a) Mutual Funds/ UTI		0	0	0	0.00	0.00	0	0.00
(b) Financial Institutions / Banks		0	0	0	0.00	0.00	0	0.00
(c) Central Government/ State Government(s)		0	0	0	0.00	0.00	0	0.00
(d) Venture Capital Funds		0	0	0	0.00	0.00	0	0.00
(e) Insurance Companies		0	0	0	0.00	0.00	0	0.00
(f) Foreign Institutional Investors		0	0	0	0.00	0.00	0	0.00
(g) Foreign Venture Capital Investors		0	0	0	0.00	0.00	0	0.00
(h) Qualified Foreign Investor		0	0	0	0.00	0.00	0	0.00
(i) Any Other (specify)		0	0	0	0.00	0.00	0	0.00
(i-ii)					0.00	0.00		
(i-ii)								
Sub-Total (B)(1)		0	0	0	0.00	0.00	0	0.00
B 2 Non-institutions								
(a) Bodies Corporate		37	569145	569145	4.55	4.55	0	0.00
(b) Individuals					0.00	0.00		
I	Individuals -i. Individual shareholders holding nominal share capital up to Rs 1 lakh	589	389081	241679	3.11	3.11	342000	87.90
II	ii. Individual shareholders holding nominal share capital in excess of Rs. 1 lakh.	44	2206322	1965233	17.64	17.64	0	0.00
(c) Qualified Foreign Investor		0	0	0	0.00	0.00	0	0.00
(d) Any Other (specify)					0.00	0.00		
(d-i) NRI's		13	24625	9250	0.20	0.20	0	0.00
(d-ii) Clearing Members		1	6900	6900	0.06	0.06	0	0.00
Sub-Total (B)(2)		684	3196073	2792207	25.55	25.55	342000	10.70
(B) Total Public Shareholding (B)= (B)(1)+(B)(2)		684	3196073	2792207	25.55	25.55	342000	10.70
TOTAL (A)+(B)		691	12508418	12104552	100.00	100.00	1542000	12.33



P. Jayanthi

(C)	Shares held by Custodians and against which Depository Receipts have been issued							
1	Promoter and Promoter Group	0	0	0	0	0.00	0	0.00
2	Public	0	0	0	0	0.00	0	0
	Sub-Total (C)	0	0	0	0	0	0	0
	GRAND TOTAL (A)+(B)+(C)	691	12508418	12104552	100.00	100.00	1542000	12.33

For Manjeera Constructions Limited
P. Jayanthi
Company Secretary

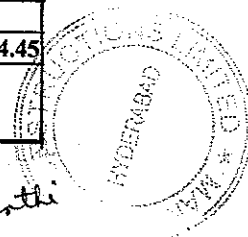


(I)(b) Statement showing holding of securities (including shares, warrants, convertible securities) of persons belonging to the category "Promoter and Promoter Group"

Sr.	Name of the shareholder	Details of Shares held		Encumbered shares (*)			Details of warrants		Details of convertible securities		Total shares (including underlying shares assuming full conversion of warrants and convertible securities) as a % of diluted share capital
		Number of shares held	As a % of grand total (A)+(B)+(C)	No.	As a percentage	As a % of grand total (A)+(B)+(C) of sub-clause (I)(a)	Number of warrants held	As a % total number of warrants of the same class	Number of convertible securities held	As a % total number of convertible securities of the same class	
No.											
(I)	(II)	(III)	(IV)	(V)	(VI)=(V)/(III)*100	(VII)	(VIII)	(IX)	(X)	(XI)	(XII)
1	G Yoganand	6850946	54.77	1200000	17.52	9.59	0	0	0	0	54.77
2	G Padmaja	854750	6.83	0	0.00	0.00	0	0	0	0	6.83
3	Gajjala Investments And Holdings Pvt Ltd	824979	6.60	0	0.00	0.00	0	0	0	0	6.6
4	G Yoganand(HUF)	486625	3.89	0	0.00	0.00	0	0	0	0	3.89
5	Manjeera Estates Pvt Ltd	154894	1.24	0	0.00	0.00	0	0	0	0	1.24
6	Manjeera Hotels And Resorts Pvt Ltd	96383	0.77	0	0.00	0.00	0	0	0	0	0.77
7	G Shivaleelanand	43768	0.35	0	0.00	0.00	0	0	0	0	0.35
TOTAL		9312345	74.45	1200000	12.89	9.59	0	0	0	0	74.45

(*) The term "encumbrance" has the same meaning as assigned to it in regulation 28(3) of the SAST Regulations, 2011

For Manjeera Constructions Ltd.
P. Jayanthi
Company Secretary



(I)(c)(i) Statement showing holding of securities (including shares, warrants, convertible securities) of persons belonging to the category "Public" and holding more than 1% of the total number of shares


Sr. No.	Name of the shareholder	Number of shares held	Shares as a percentage of total number of shares {i.e., Grand Total (A)+(B)+(C) indicated in Statement at para (I)(a) above}	Details of warrants		Details of convertible securities		Total shares (including underlying shares assuming full conversion of warrants and convertible securities) as a % of diluted share capital
				Number of warrants held	As a % total number of warrants of the same class	Number of convertible securities held	% w.r.t total number of convertible securities of the same class	
1	Komaravelly Shiva Kumar	345738	2.76	0	0	0	0	2.76
TOTAL		345738	2.76	0	0	0	0	2.76

For Meejeera Constructions Ltd
P. Jayanthi
SECRETARY
MEEJEERA CONSTRUCTIONS LIMITED
HYDERABAD

(I)(c)(ii) Statement showing holding of securities (including shares, warrants, convertible securities) of persons (together with PAC) belonging to the category "Public" and holding more than 5% of the total number of shares of the company

Sr. No.	Name(s) of the shareholder(s) and the Persons Acting in Concert (PAC) with them	Number of shares	Shares as a percentage of total number of shares {i.e., Grand Total (A)+(B)+(C) indicated in Statement at para (I)(a) above}	Details of warrants		Details of convertible securities		Total shares (including underlying shares assuming full conversion of warrants and convertible securities) as a % of diluted share capital
				Number of warrants	As a % total number of warrants of the same class	Number of convertible securities held	% w.r.t total number of convertible securities of the same class	
1	NIL	0	0.00	0	0	0	0	0
TOTAL		0	0.00	0	0	0	0	0

For Manjeera Constructions Ltd.
P. Jayanthi
 Company Secretary



(I)(d) Statement showing details of locked-in shares

Sr. No.	Name of the shareholder	Number of locked-in shares	Locked-in shares as a percentage of total number of shares {i.e., Grand Total (A)+(B)+(C) indicated in Statement at para (I)(a) above}
1	NIL	0	0.00
TOTAL		0	0.00


For Manjara Constructions Ltd.
P. Jayanthi
Company Secretary



(II)(a) Statement showing details of Depository Receipts (DRs)

Sr. No.	Type of outstanding DR (ADRs, GDRs, SDRs, etc.)	Number of outstanding DRs	Number of shares underlying outstanding DRs	Shares underlying outstanding DRs as a percentage of total number of shares {i.e., Grand Total (A)+(B)+(C) indicated in Statement at para (I)(a) above}
1	NIL	0	0	0.00
TOTAL		0	0	0.00

P. Jayanthi
Managing Director



(II)(b) Statement showing holding of Depository Receipts (DRs), where underlying shares held by "promoter/promoter group" are in excess of 1% of the total number of shares

Sr. No.	Name of the DR Holder	Type of outstanding DR (ADRs, GDRs, SDRs, etc.)	Number of shares underlying outstanding DRs	Shares underlying outstanding DRs as a percentage of total number of shares {i.e., Grand Total (A)+(B)+(C) indicated in Statement at para (I)(a) above}
1	NIL	0	0	0.00
TOTAL			0	0.00

P. Jayanthi

